



## **WORLD RULES OF 5-PINS BILLIARD**

Edition 2017

## **GENERAL REGULATIONS**

### Application of the rules

1. The world rules of 5-Pins billiard complete the statutes and regulations of the UMB.  
They are applicable at all world championships and intercontinental tournaments officially recognized by the UMB.
2. The statutes and other regulations of the UMB are applicable as far as the cases which are not explicitly provided by the present rules are concerned.

The world rules of arbitration are especially applicable in order to allocate the competence to the referee of the match to make a decision as far as the exceptional cases which are not provided by the regulations are concerned. In this case a notice of the decision will have to be mentioned on the match paper.

3. The cases which are not provided neither by the present rules nor by other regulations of the UMB or the case of force majeure will be regulated by the official delegate of the UMB or by his substitute after consulting with the official delegate of the organizing federation and the director of the tournament.

**TABLE OF CONTENTS**

Article n° Page n°

**CHAPTER 1 - EQUIPMENTS**

Billiard, Cushion, Cloth	1001	4
Balls, Pins, Chalk	1002	4
Marking of the spots and lines positions	1003	5
Billiard Cue, Rake	1004	5
Lighting	1005	5

**CHAPTER 2 – GOAL OF THE GAME – THE MATCH**

Goal of the game	2001	5
Allocation of the points	2002	6
Beginning of the match	2003	7
Cushion draw	2004	7
Starting position, game ball	2005	7
Break during the match	2006	8
Quit during the match	2007	8
End of the match, match and set points	2008	8

**CHAPTER 3 – PARTICULAR PRESCRIPTIONS**

Balls in contact	3001	9
Balls bounding out of the billiard	3002	9
Fall of the pins	3003	10
Free ball	3004	10
Foot zone	3005	11
Indication of the ball	3006	11
Place of the sportsman	3007	11
Marks on the billiard	3008	11
Time limitation for the execution of a stroke	3009	11

**CHAPTER 4 – FOULS**

Fouls	4001	11
Fouls not ascribed to a sportsman	4002	12

**CHAPTER 5 – FINAL CLAUSES**

Infringements	5001	12
Enforcement and annulment	5002	12

\*\*\*\*\*

**APPENDIX:**

The castle of the pins	scheme G
Marking of the spots	scheme G
Lines position	scheme G
The pin	scheme H
Jump of the cue ball	scheme H

## CHAPTER 1 - EQUIPMENT

### Article 1001 - Billiard, cushion, cloth

1. The billiard is a table which surface is rectangular, completely smooth and horizontal corresponding with the type of the French carom billiard.
2. The bed of the billiard table is made of slate with a minimum thickness of 45 mm or of any other material approved by the UMB committee.
3. The demarcation of the playing surface is effected by fitting of rubber cushions of 37 mm in height at the front most point of the cushion. An allowance of plus or minus 1 mm is admitted. It is not allowed that any hole is on the cushion.
4. The size of the free surface of the game is 2.84 m long and 1.42 m wide. An allowance of plus or minus 5 mm is admitted.
5. The rubber cushions are fastened to the entire length of an external frame of a minimum width of 12.5 cm in width which surface is entirely smooth and of a homogeneous colour. Solely a quality concerning the cushions which is recognized and authorized by the UMB committee can be used.
6. The surface which reframes the cushions will have indelible marks "diamonds", fixed at regular distance corresponding with 1/8 of the length of the surface of the game. Neither the mark of the producer nor any other indication will be allowed to be fastened to the surface of this frame which reframes the cushions. Adding of two additional "diamonds" at all the four corners of the billiard table is allowed.
7. The cloth which covers the billiard must be new and must have a quality and colour which are admitted by the UMB committee. The required details are published by the committee at the end of chapter I of the world organization rules. The cloth will have to cover at most the slate and the cushions. Solely a quality of cloth which is recognized and authorized by the UMB committee can be used.
8. The distance of the billiard between the floor and the top of the surface which reframes the billiard must be between 75 and 80 cm.
9. The billiards meant for an official tournament will be equipped with an electrical heater eliminating any humidity from the slate and the cloth. This heater equipped with a thermostat will be switched on from the set-up of the billiards and during the whole competition in order to ensure the best possible rolling.

### Article 1002 - Balls, pins, chalk

1. The balls consisting of three must be of a material and of colours admitted by the UMB committee. The required details are published by the committee at the end of chapter I of the world organization rules.  
  
These balls must be rigorously round and have between 61 and 61.5 cm in diameter. A ball must be between 205 and 220 grams in weight or must have another weight agreed by the UMB committee. However, the difference between the heaviest and the lightest ball should not exceed two grams.
2. The five pins must consist of a solid material and must have a colour admitted by the UMB committee. They may either be of one homogeneous colour or four of these pins may be of one colour and the one placed in the centre may have another colour.  
The pins 25 mm in height are round and have 6 mm in diameter on the top, 10 mm at the widest spot of the lower part and 7 mm on the bottom (see appendix scheme H)
3. The chalk should not excessively soil the surface of the game.

Article 1003 - Marking of the spots and position lines

1. The places which must be occupied by the balls and pins either at the beginning of the match or in its course in so far as the rules specify it are named "spots".
2. The positions of these spots will as fine as possible be marked in pencil or with ink.
3. The positions of the spots and positions lines are indicated in the appendix scheme G.

Article 1004 - Billiard cue, rake

1. The balls are set in motion by means of an equipment made of wood or any other material which is named "billiard cue". The billiard cue either comes with one-piece or several-pieces. There must a ring fixed at one of the ends of the cue called "leather tip".

The player is only allowed to use the "leather tip" in order to touch the ball. The player employs one or several cues of his choice and he freely determines its length, weight and diameter.

2. The player has the right to use a "rake", a small stick made of wood or any other material, to which a small construction is attached at the end and which is determined to replace the hand in certain position of the body which are difficult to take.

Article 1005 - Lighting

1. The light projected onto the billiard may not be lower than 520 lux on the whole surface, the measuring instrument is put on the cloth to measure it.
2. The light must not be too strong, either; in order not to blind the players (blinding starts at 5,000 lux concerning the direct view)
3. The distance between the source of light and the surface of the game must be at least 1 meter.
4. The hall should not be in complete nightfall, but it will have to be lightened with at least 50 lux.

**CHAPTER 2 - GOAL OF THE GAME – THE MATCH**

Article 2001 – GOAL OF THE GAME

1. The goal of the game consists of obtaining the number of points determined by the CEB. The player who first obtains the distance determined wins the match. If this limit is exceeded by means of the last stroke the total number of points will be reduced to that limit.  
The limit which must be obtained may either consist of a single distance or of several sets with an odd number.
2. The sportsmen play successively, stroke by stroke.
3. The sportsmen receive positive points as far as the stroke is regular and points have been realized. No point will be allocated if the execution of the stroke is correct but without realizing points. The sportsman committing a foul receives a penalty points which are at the same time positive points allocated to his opponent.
4. The stroke will be regular and his performer will receive positive points:
  - a. if the cue-ball touches the object-ball and goes into the pins;
  - b. if the cue-ball touches the object-ball, then the red ball and forces the object-ball and/or the red ball to go into the pins;
  - c. if the cue-ball touches the object-ball which itself touches hereafter the red ball and it/they forces/force the object-ball and/ or the red ball to go into the pins;

- d. if the cue-ball touches the object-ball, then the red ball which is also touched by the object-ball and t/they forces/force the object-ball and/or the red ball to go into the pins;
  - e. if the cue-ball touches the object-ball, then the red ball;
  - f. if the cue-ball touches the object-ball and which touches itself hereafter the red ball;
  - g. if the cue-ball touches the object-ball then the red ball and if by means of the same stroke the object-ball touches also the red ball.
5. The stroke is regular but does not carry any point if the player does not touch the object-ball and if this latter does not touch neither the pins nor the red ball during the execution of his stroke.
6. The stroke is not regular and carries penalty points concerning the performer which are at the same time positive points allocated to the opponent:
- a. if he does not touch the object-ball;
  - b. if he touches the red ball and/or knocks over one or several pins before touching the object-ball;
  - c. if his ball also knocks the pins over after having touched the object-ball even if the object-ball and/or the red ball also knocks the pins over;
  - d. if he plays with the wrong ball;
  - e. if he commits one or the other of the fouls mentioned in the corresponding chapter so that positive points have or have not also been realized by means of the affected stroke.

#### Article 2002 – ALLOCATION OF THE POINTS

1. The value of the points and pins is the following:
- a. each outer pin has a value of 2 points;
  - b. the central pin has a value of 4 points;
  - c. if the central pin is solely knocked over regardless of the fact whether the castle of the pins is complete or not, it has a value of 10 points.
2. The value of the points of the cannons is the following:
- a. the cannon of the object-ball and of the red ball with the cue-ball it has a value of 4 points.
  - b. the cannon by "casin" (as far as the cue-ball after touching the object-ball forces it to touch the red ball) it has a value of 3 points.
- Only the first realization of the above-mentioned regulations is taken into consideration in order to allocate the number of cannon points.
3. The pin points and the cannon points are added up in order to receive the total number of points realized with the same stroke.
4. The value of penalty points is indicated in the corresponding chapter.
5. If positive points and penalty points are realized with the same stroke the total amount of all the obtained points will be allocated to the opponent.
6. If the referee announces that the stroke is valid and whether positive points have been realized or not he announces according to the rules of arbitration.
- He analogously proceeds in the case of the allocation of penalty points, the indicated number is at the same time the number of positive points being in favor of the opponent of the player having committed the foul.

Article 2003 – BEGINNING OF THE MATCH

The match begins as soon as the referee has placed the balls in order to execute the starting stroke.

Article 2004 - CUSHION DRAW

1. The referee places the two white balls (or the coloured ones) on the starting line, on both sides of the second lowest spot approximately 30 cm from each long cushion and the red ball on the second highest spot.  
He also places the pins at the centre of the billiard as indicated in the appendix scheme G.  
  
As far as the cushion draw is concerned the referee places the spot or coloured ball on the left side and the other white ball on the right side.
2. Once the balls and pins are placed the players draw the beginning at the top cushion.  
The two balls must be in motion before one of them reaches the top cushion. If this is not the case the draw will be repeated. The player who causes two times such a repetition loses the choice to begin.
3. If the balls have touched each other on their way the faulty player (outside his half of the billiard) will lose the choice to begin.
4. If the balls have touched each other on their way and if it is impossible to determine the faulty player or if the balls are at rest at the same distance from the bottom cushion the referee arranges that the cushion draw is repeated.
5. If the ball of a player touches the red ball and/or one or several pins the faulty player will lose the choice to begin.
6. The player whose ball is at rest nearest to the bottom cushion has the choice to start the match or to cause the opponent to start.

Article 2005 – STARTING POSITION – CUE BALL

1. The balls are placed by the referee:
  - a. the white ball of the player who must execute the starting stroke is freely placed in the lower part of the billiard;
  - b. the object-ball, the second white ball spot or colored is placed on the top spot near to the upper short cushion;
  - c. the red ball is placed on the second highest spot in the center of the upper part of the billiard. (see appendix)
2. The player who must execute the first stroke uses the white ball which he places solely using the cue any way he wants in the lower part of the billiard whereby it is not allowed that any part of this ball exceeds the central line of the billiard.
3. After having defined the position of his ball the sportsman must play it so that it touches the object-ball (white spot or colored).
4. He is not authorized to mark points during the execution of the starting stroke. In case the player realizes points on the starting stroke (without making fouls), the shot is considered valid but points are given to the opponent player without "free ball".
5. Once the starting stroke has been played the opponent continues the match with the white spot or colored ball.
6. At the moment where the beginning is drawn the sportsman's two legs must be located behind the billiard table inside the extended outer edges of the long cushions
7. In the case of a match with sets there is an alteration of the sportsman starting the set regardless of the number of sets which have to be played.

8. Regardless of the mechanism of the match the sportsmen keep the same ball for the whole duration of the match.
9. In case that a sportsman plays with the wrong ball without the referee noticing and counting this mistake and the opponent does the same since he has been misled by the previous stroke the achieved points are normally counted if this situation now repeats or not up till the moment in which the mistake will be detected. In this moment the referee exchanges the location of the balls on the billiard table according to the achieved position without charging the one or other sportsman a penalty point.

#### Article 2006 – BREAK DURING THE MATCH

A break of 5 minutes is made at the middle of the match.

The middle of the match is at the moment where a player reaches or exceeds half of the determined distance at the end of his inning.

However, the break will only be made if the match lasts at least 45 minutes as far as a player reaches half of the distance and if at that moment he does not reach 3/4 of the distance.

In the case of a match with 3 sets the break can only be made after the second set.

In the case of a match with 5 sets the break can be made after the second set and/or after the fourth set.

In the case of a match with 7 sets the break can be made after the third and/or the sixth set.

On the occasion of the break the referee can possibly be changed.

#### Article 2007 – QUIT DURING THE MATCH

1. A player who quits his place during the match without being authorized by the referee loses the match by this gesture. The case of force majeure occurring during the championship will have to be assessed by the official delegate of the UMB or by his substitute.
2. Each player who refuses to continue the match after the referee's demand will be excluded from the championship.

#### Article 2008 – END OF THE MATCH – MATCH AND SET POINTS

1. A match consists of a certain number of points (distance of the game) which must be affected and which is determined by the UMB.
2. Each match which has started must be played up to the last point. A match is finished as soon as the referee announces "good" the last point even if after the stroke it is stated that the sportsman did not affect the number of required points.
3. In the case of a match played with sets the following regulations are further applicable:
  - a. as soon as one of the players reaches the number of points determined for the set, it will be finished and he will be its winner;
  - b. as soon as one of the player has reached the necessary number of winning sets, he will be the winner of the match and it will immediately be interrupted.
4. In the case of a match with three sets the match and set points are allocated at the end of the match as follows:

a.	2 to 0 = <u>to the winner:</u>	- 1 match point and 3 set points
	<u>to the loser:</u>	- 0 match points and 0 set points
b.	2 to 1 = <u>to the winner:</u>	- 1 match point and 2 set points
	<u>to the loser:</u>	- 0 match points 1 set point



5. In the case of a match with five sets the match and set points are allocated at the end of the match as follows:

a.	3 to 0 = <u>to the winner:</u>	- 1 match point and 5 set points
	<u>to the loser:</u>	- 0 match points and 0 set points
b.	3 to 1 = <u>to the winner:</u>	- 1 match point and 4 set points
	<u>to the loser:</u>	- 0 match points and 1 set point
c.	3 to 2 = <u>to the winner:</u>	- 1 match point and 3 set points
	<u>to the loser:</u>	- 0 match points and 2 set points

### CHAPTER 3 - PARTICULAR PRESCRIPTIONS

#### Article 3001 – BALLS IN CONTACT

1. As soon as the cue-ball is in contact with one of the other two balls or with both, the player does not have the right to play directly this or these balls.
2. As soon as the cue-ball is in contact with a cushion the player does not have the right to play directly this cushion.
3. To execute the strokes deriving from the points 1. and 2. above, the player must play in order to detach from this position by means of a ricochet or massé stroke in order not to force the ball in contact to move. It will not be a foul if the ball in contact solely moves on account of the fact that it loses its hold which it possibly got from the cue-ball.
4. In case that it is impossible to execute a stroke without making a mistake the sportsman chooses if he only wants to touch the cue-ball or if he wants to execute a stroke in order to achieve the best possible defensive position.

#### Article 3002 – BALLS BOUNDING OUT OF THE BILLIARD

1. It is considered that a ball is bounding out of the billiard as soon as it drops out of the frame or as soon as it touches the material of the frame.
2. The fact that a ball is caused to bound out of the billiard represents a foul and is treated as such a foul.
3. As soon as one or several balls bound out of the billiard only the bounding ball or the bounding balls are once again placed by the referee for a stroke "free ball" as follows:
  - a. If the ball leaving the billiard is that of the player who is going to play, the referee places it on the spot near the short cushion in the part of the billiard which opposes that where the ball of the sportsman who will have to execute the stroke "free ball". If the spot which corresponds to the ball is occupied or hidden the ball is placed on the corresponding spot on the other side of the billiard table.
  - b. If the ball leaving the billiard is that of the opponent, the referee places it for a stroke "free ball" in the part of the billiard opposing that one where the ball of the player who is going to execute the stroke is placed.
  - c. If the ball leaving the billiard is the red ball the referee places it on the initial starting position on the second highest spot. If the spot which corresponds to the ball is occupied or hidden the ball is placed on the corresponding spot on the other side of the billiard table. Then, the referee places the cue-ball for a stroke "free ball" in the part of the billiard opposing that where the ball of the sportsman who is going to execute the stroke is placed.
  - d. To execute the points a) to c) above the affected sportsman also profits from the possibilities of article 3004.5 concerning "free ball".

Article 3003 – FALL OF THE PINS

1. A pin is considered to be fallen as soon as its basis has completely lost the contact with the cloth.
2. A knocked over pin which would once again find its initial position, on its own or not, nevertheless, is considered to be fallen and its points are counted.
3. Subject to the points 5 and 7 below a pin is also considered to be fallen if it is knocked over by another pin and the achieved points are regularly added to the total amount of the stroke.
4. A pin is not considered to be fallen if it is partly or completely shifted from its position and if its basis keeps contact with the cloth.

The referee puts it back on its place as follows before the next stroke is executed:

- a. In case that at the end of the stroke the named pin does not touch any ball and its original place is free it will be put back on this place. In case that its original place is occupied by any of the balls it will be kept outside of the game up till the end of the stroke which will take off its place.
  - b. In case that at the end of the stroke the named pin touches any of the balls it remains in this position regardless of its original place now being free or occupied this up till a position according to the above point a) will be achieved. As long as it is in a position as described in this section it is regarded as being in the game and the achieved points will be regularly counted.
5. If a pin leaning against the cue-ball falls at the moment of the attack of the cue-ball on the direction opposed to that of the hold it will not be considered to be fallen. There is not a foul and if it is possible the referee immediately removes it from the game. If this is not possible, the points possibly realized by that pin, regardless whether they are positive or negative, will not be taken into consideration according to point 3 above.
  6. If a pin leaning against a ball different from that of the cue-ball falls at the moment where the holding ball is moved into the direction opposing that of the hold, it will be considered to be fallen.
  7. If a pin falls on its own or on account of a reason which the player thinks to be strange the referee places it once again on its position if possible even during the execution of the stroke. Otherwise, it is not considered to be knocked over and the points possibly realized by that pin, regardless whether they are positive or negative, will not be taken into consideration according to point 3 above.
  8. If the position of one or several pins is entirely or partially occupied by a ball the referee will remove the affected balls and the stroke will be executed with the remaining pins. The removed pins do not count and they will be placed once again as soon as possible, however, for the following stroke at the latest.

Article 3004 – FREE BALL

1. As soon as a foul according to article 4001.3 following is committed the next player profits from a position called "free ball" which he executes with his own ball.
2. At the end of the faulty stroke the referee takes the ball of the player who must execute the following stroke in his hand and places it of his own choice in the part of the billiard opposing that where the ball of the player who is going to execute the stroke placed. This ball keeps its position.
3. Then the affected player takes his ball placed by the referee which he then places according to his own choice by solely using the cue in this part of the billiard whereby it is not allowed that any part of this ball exceeds the central line of the billiard.
4. If the object-ball can exactly be placed astride the central line, the cue-ball will be placed in the lower part of the billiard as for the starting stroke.
5. The player who must execute the stroke "free ball" decides on his own either to play it on the obtained position according to the above-mentioned regulations or to demand that the referee places only the object-ball on its initial starting position. If this position is occupied by the red ball the object-ball is placed on the corresponding spot in the other part of the billiard in this case the cue-ball is placed in the other half of the billiard.
6. If the player who must execute a stroke "free ball" touches the cue-ball before the referee has placed it, it will be a foul and he will have to quit immediately, the opponent will also have a position "free ball".

Article 3005 – FOOT ZONE

For the initial stroke and the free balls, the foot/feet of the sportsman touching the ground, must be located behind the billiard table inside the extended vertically outer edges of the long cushions.

Article 3006 – INDICATION OF THE BALL

On demand of the sportsman the referee is obliged to indicate him his ball. The indicator board will have to be equipped with a device indicating at any time the player playing with the spot or colored ball.

Article 3007- PLACE OF THE SPORTSMAN

The sportsman who is not at the billiard must attend his turn, standing or sitting at the place provided for it, abstaining from any gesture or noise which could disturb his opponent.

These places will be a chair and/or a limit drawn on the floor which must not be exceeded.

Article 3008- MARKS ON THE BILLIARD

It is forbidden to draw visible marking points on the playing surface, on the cushion or on the frame.

Article 3009 – TIME LIMITATION FOR THE EXECUTION OF A STROKE

It's not applied.

**CHAPTER 4 - FOULS**

Article 4001 – FOULS

1. Fouls causing penalty for the affected sportsman possibly in addition to other positive points which could have been realized with the same stroke. In the case of a foul all obtained points are allocated to the opponent of the player who committed the foul. If the sportsman commits several fouls during the execution of his stroke the value of points of each foul will be added up.
2. There is a foul which is only penalized to the points of pins and possibly of cannons without causing a stroke "ball in hand" and without other complementary penalty:
  - if the cue-ball goes into the pins after having correctly touched the object-ball
3. If the referee states that the player does not play with his ball - indicated by "wrong ball".
4. If the player touches the red ball before having touched the object-ball - indicated by "red ball". Having touched the red ball the complementary penalty of the "red ball" consists of 2 points. (identical with the minimum value of a pin)
5. If the sportsman touches one or several pins before having touched the object-ball - indicated by "pins".
6. If the sportsman does not touch or incorrectly touches the object-ball - indicated by "object-ball".
7. If one or several balls bound out of the billiard during the execution of the stroke - indicated by "ball outside" (the 2 points penalty is applicable regardless of the number of balls bounding out of the billiard)
8. If the sportsman plays before the three balls are at rest - indicated by "balls in motion".
9. If the sportsman uses another part of the cue than with the leather tip in order to play - indicated by "leather tip".
10. If the sportsman touches his ball more than once during the attack of his ball in order to execute the stroke - indicated by "touched".
11. If the sportsman touches or shifts a ball or a pin in order to remove a strange object attached to them instead of demanding that the referee does it - indicated by "touched".

12. If the sportsman shifts a ball or a pin by means of a direct or indirect contact without the shifting being the direct consequence of the execution of the stroke - indicated by "touched".
13. If the sportsman directly plays a ball or a cushion being in direct contact with the cue-ball without having detached this latter by means of a detached stroke in advance - indicated by "ball in contact".
14. If at the moment where the sportsman touches his ball he does not touch the floor with at least one foot or if during the execution of the starting stroke or of a stroke "free ball" he leaves the determined limits with the foot touching the ground. The use of special shoes is not admitted.
15. If on the position of the cue-ball the sportsman the cue-ball in order to execute the starting stroke or a stroke "free ball" the cue-ball with another object than the cue and/or if he touches it before the referee has placed it - indicated by "touched".
16. If the cue-ball jumps above the pins and/or the red ball before having touched the object-ball - indicated by "jump of the ball". Remark: on condition that no pin is knocked over the passage between the pins by normal rolling of the cue-ball on the billiard is not a foul but a valid stroke.
17. If the sportsman, except the attack of his ball in order to execute the stroke, touches one of the balls or the pins with a part of the cue, with the hand or another object - indicated by "touched".
18. If the sportsman pushes through - indicated by "pushed through". There is a pushing through:
  1. as soon as the leather tip comes several times into contact with the ball set in motion;
  2. as soon as the leather tip is still in contact with the cue-ball at the moment where it touches the second ball or the cushion.

#### Article 4002 – FOUL NOT ASCRIBED TO A SPORTSMAN

Each foul committed by a third person, including the referee which causes compulsory shifting of the balls or the pins is not ascribed to the sportsman. In this case the balls and the pins are once again placed by the referee as exactly as possible on the position which they occupied or would have occupied. If it is impossible to determine the referee may decide to place them once again at the initial position of the starting stroke.

### CHAPTER 5 - FINAL CLAUSES

#### Article 5001 - Infringements

Any infringement of the present rules will be treated according to the statutory regulations relating to disciplinary proceedings.

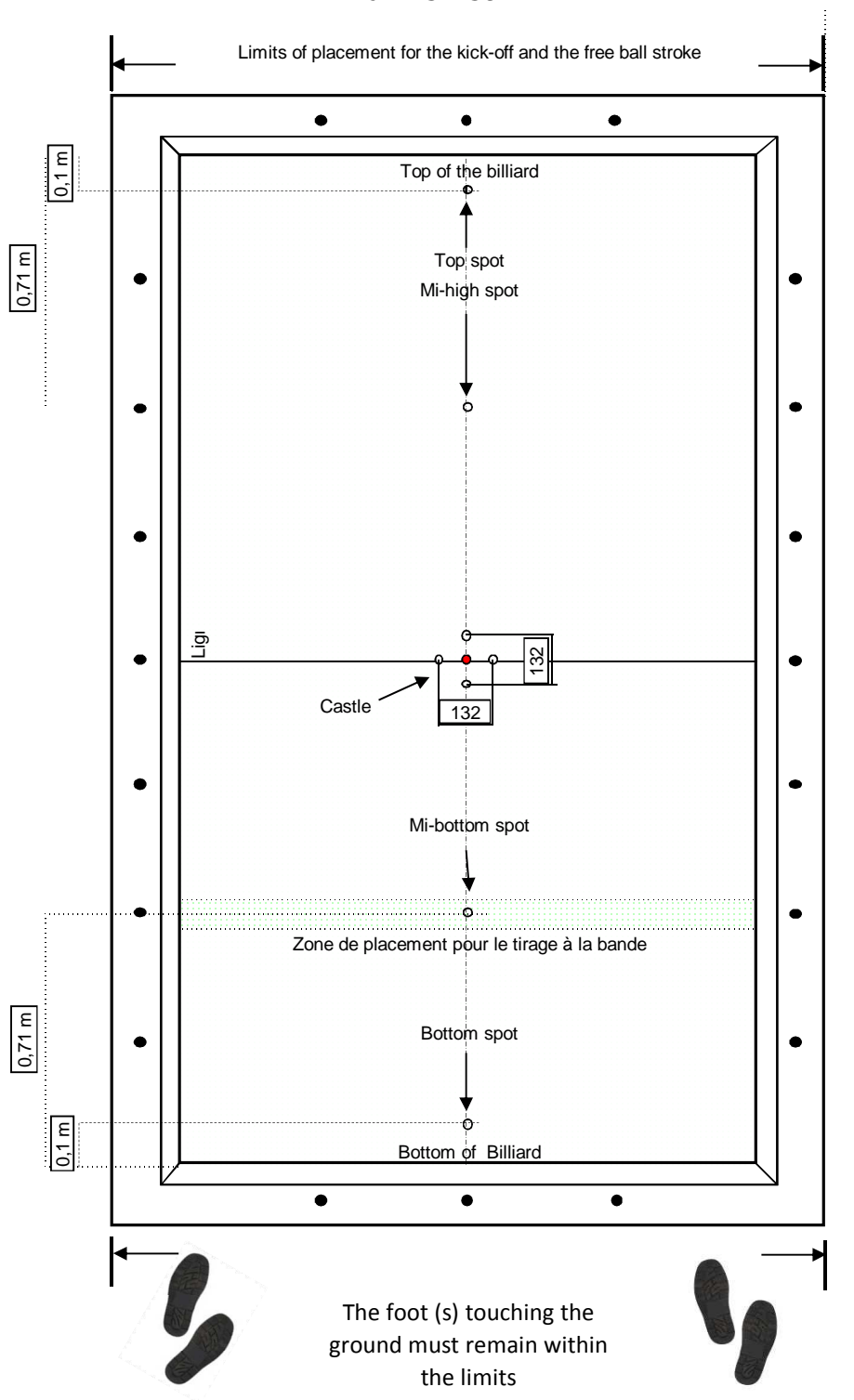
#### Article 5002 - Enforcement and annulment

1. The present regulation is established by the UMB committee, according to the proposals of the UMB-commission for the development of the 5-Pins-billiard and on the basis of the statutory regulations taking effect.  
It is applicable since DECEMBER 2017 and it annuls all previous and contrary regulations.
2. The affiliated federations, the recognized confederations, the associated members, as well as the contractual partner of the UMB are committed to respect them and cause them to be respected.

UMB

SCHEME G

*5-PINS DISCIPLINE*

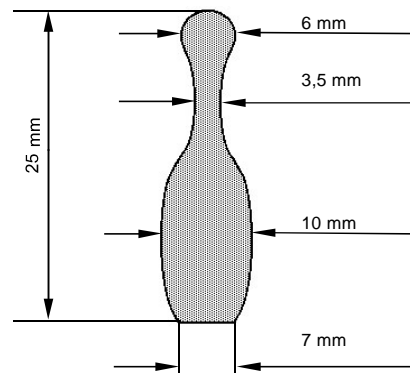


**UMB**


**SCHEME H**

***5- PINS DISCIPLINE***

**Pin**



**Jumping of the game ball**



**Invalid shot**

**Valid shot**