

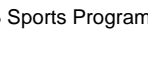


# EL GOUNA HURGHADA WORLD CUP

## 11th till 17th December 2016 -- El Gouna / Hurghada (EG)

### Pre-Pre-Pre-Qual Groups ABC

Group	Match players	T-car	T-Inn		T-car	T-Inn	Av	MP	1st HR	2nd HR		
A	HORN Martin	30	20	 Union Mondiale de Billard	30	20	1.500	2	6	5		
	ADEL Omar	8	20		8	20	0.400	0	1	1		
	HOVORKA Stepan	30	62		30	62	0.483	2	5	3		
	ADEL Omar	24	62		24	62	0.387	0	2	2		
	HOVORKA Stepan	7	15		7	15	0.466	0	2	1		
	HORN Martin	30	15		30	15	2.000	2	12	5		
<b>Players</b>		<b>Nat</b>	<b>T-Car</b>	<b>T-Inn</b>	<b>Gen-Av</b>	<b>MP</b>	<b>1st HR</b>	<b>2nd HR</b>	<b>Place</b>			
HOVORKA Stepan		CZ	37	77	0.480	2	5	3	2			
HORN Martin		DE	60	35	1.714	4	12	6	1			
ADEL Omar		EG	32	82	0.390	0	2	2	3			
<b>Group</b>		<b>Match players</b>	<b>T-car</b>	<b>T-Inn</b>			<b>T-car</b>	<b>T-Inn</b>	<b>Av</b>	<b>MP</b>	<b>1st HR</b>	<b>2nd HR</b>
B	SALAH EL DIN Magdy	23	58	 Union Mondiale de Billard	23	58	0.396	0	5	4		
	FADL Mostafa	30	58		30	58	0.517	2	3	3		
	JURADO Walter	29	47		29	47	0.617	0	4	3		
	SALAH EL DIN Magdy	30	47		30	47	0.638	2	4	3		
	JURADO Walter	30	59		30	59	0.508	2	5	3		
	FADL Mostafa	23	59		23	59	0.389	0	2	2		
<b>Players</b>		<b>Nat</b>	<b>T-car</b>	<b>T-Inn</b>	<b>Gen-Av</b>	<b>MP</b>	<b>1st HR</b>	<b>2nd HR</b>	<b>Place</b>			
SALAH EL DIN Magdy		EG	53	105	0.504	2	5	4	2			
JURADO Walter		DE	59	106	0.556	2	5	4	1			
FADL Mostafa		EG	53	117	0.452	2	3	3	3			
<b>Group</b>		<b>Match players</b>	<b>T-car</b>	<b>T-Inn</b>			<b>T-car</b>	<b>T-Inn</b>	<b>Av</b>	<b>MP</b>	<b>1st HR</b>	<b>2nd HR</b>
C	DELVAUX Benoni	30	73	 Union Mondiale de Billard	30	73	0.410	2	3	3		
	MAHDI Fneish	23	73		23	73	0.315	0	3	3		
	HOSNY Medhat	30	65		30	65	0.461	2	4	3		
	MAHDI Fneish	27	65		27	65	0.415	0	5	3		
	HOSNY Medhat	30	36		30	36	0.833	2	7	3		
	DELVAUX Benoni	21	36		21	36	0.583	0	2	2		
<b>Players</b>		<b>Nat</b>	<b>T-Car</b>	<b>T-Inn</b>	<b>Gen-Av</b>	<b>MP</b>	<b>1st HR</b>	<b>2nd HR</b>	<b>Place</b>			
HOSNY Medhat		EG	60	101	0.594	4	7	4	1			
DELVAUX Benoni		BE	51	109	0.467	2	3	3	2			
MAHDI Fneish		LB	50	138	0.362	0	5	3	3			

0



# EL GOUNA HURGHADA WORLD CUP

## 11th till 17th December 2016 -- El Gouna / Hurghada (EG)

### Pre-Pre-Pre-Qual Groups DEF




Group	Match players	T-car	T-Inn		T-car	T-Inn	Av	MP	1st HR	2nd HR	
<b>D</b>	MERCADER Mario	30	53	<b>LMB</b> <small>Union Mondiale de Billard</small>	30	53	0.566	2	4	2	
	GUNDOGDU Bahattin	27	53		27	53	0.509	0	3	3	
	KIM Tae Kwan	30	25		30	25	1.200	2	5	4	
	GUNDOGDU Bahattin	12	25		12	25	0.480	0	3	3	
	KIM Tae Kwan	30	24		30	24	1.250	2	4	4	
	MERCADER Mario	19	24		19	24	0.791	0	3	3	
<b>Players</b>											
	Nat	T-Car	T-Inn	Gen-Av	MP	1st HR	2nd HR	Place			
	KIM Tae Kwan	KR	60	49	1.224	4	5	4	1		
	MERCADER Mario	ES	49	77	0.636	2	4	3	2		
	GUNDOGDU Bahattin	TR	39	78	0.500	0	3	3	3		
<b>Group</b>											
<b>E</b>	ANGUITA Carlos	12	28	<b>LMB</b> <small>Union Mondiale de Billard</small>	12	28	0.428	0	2	2	
	RICO Jesus	30	28		30	28	1.071	2	9	3	
	LOWE Tom	14	25		14	25	0.560	0	3	3	
	ANGUITA Carlos	30	25		30	25	1.200	2	7	4	
	LOWE Tom	25	44		25	44	0.568	0	4	3	
	RICO Jesus	30	44		30	44	0.681	2	7	3	
<b>Players</b>											
	Nat	T-Car	T-Inn	Gen-Av	MP	1st HR	2nd HR	Place			
	ANGUITA Carlos	ES	42	53	0.792	2	7	4	2		
	RICO Jesus	ES	60	72	0.833	4	9	7	1		
	LOWE Tom	DE	39	69	0.565	0	4	3	3		
<b>Group</b>											
<b>F</b>	TIRANNO Giuseppe	30	53	<b>LMB</b> <small>Union Mondiale de Billard</small>	30	53	0.566	2	3	3	
	ERNST Dieter	19	53		19	53	0.358	0	3	2	
	ELTARABLY Osama	18	64		18	64	0.281	0	4	4	
	ERNST Dieter	30	64		30	64	0.468	2	6	2	
	ELTARABLY Osama	18	54		18	54	0.333	0	5	2	
	TIRANNO Giuseppe	30	54		30	54	0.555	2	4	3	
<b>Players</b>											
	Nat	T-Car	T-Inn	Gen-Av	MP	1st HR	2nd HR	Place			
	ELTARABLY Osama	EG	36	118	0.305	0	5	4	3		
	TIRANNO Giuseppe	IT	60	107	0.560	4	4	3	1		
	ERNST Dieter	DE	49	117	0.418	2	6	3	2		



# EL GOUNA HURGHADA WORLD CUP

## 11th till 17th December 2016 -- El Gouna / Hurghada (EG)

### Pre-Pre-Pre-Qual Groups GHI




Group	Match players	T-car	T-Inn					T-car	T-Inn	Av	MP	1st HR	2nd HR
<b>G</b>	CARRION Andres	29	49					29	49	0.591	0	6	3
	NIELSEN Niels	30	49	30	49	0.612	2	5	3				
	MOHAMED Zayed	26	31	26	31	0.838	0	4	3				
	CARRION Andres	30	31	30	31	0.967	2	8	5				
	MOHAMED Zayed	30	31	30	31	0.967	2	5	4				
	NIELSEN Niels	23	31	23	31	0.741	0	4	4				
Players	Nat	T-Car	T-Inn	Gen-Av	MP	1st HR	2nd HR	Place					
MOHAMED Zayed	EG	56	62	0.903	2	5	4	1					
CARRION Andres	ES	59	80	0.737	2	8	6	2					
NIELSEN Niels	DK	53	80	0.662	2	5	4	3					
Group	Match players	T-car	T-Inn					T-car	T-Inn	Av	MP	1st HR	2nd HR
<b>H</b>	ABDIN Gamal	30	30					30	30	1.000	2	5	4
	SIEGER Hans	23	30	23	30	0.766	0	5	4				
	NEBUDA Alfred	30	52	30	52	0.576	2	2	1				
	SIEGER Hans	28	52	28	52	0.538	0	4	3				
	NEBUDA Alfred	30	48	30	48	0.625	2	4	3				
	ABDIN Gamal	19	48	19	48	0.395	0	3	2				
Players	Nat	T-Car	T-Inn	Gen-Av	MP	1st HR	2nd HR	Place					
NEBUDA Alfred	AT	60	100	0.600	4	4	3	1					
ABDIN Gamal	EG	49	78	0.628	2	5	4	2					
SIEGER Hans	DE	51	82	0.621	0	5	4	3					
Group	Match players	T-car	T-Inn					T-car	T-Inn	Av	MP	1st HR	2nd HR
<b>I</b>	DEKKERS Jacky	30	62					30	62	0.483	2	3	2
	SETZ Ludwig	20	62	20	62	0.322	0	5	2				
	OLESEN Martin	30	40	30	40	0.750	2	3	2				
	SETZ Ludwig	13	40	13	40	0.325	0	3	2				
	OLESEN Martin	30	25	30	25	1.200	2	4	4				
	DEKKERS Jacky	11	25	11	25	0.440	0	2	2				
Players	Nat	T-Car	T-Inn	Gen-Av	MP	1st HR	2nd HR	Place					
OLESEN Martin	DK	60	65	0.923	4	4	4	1					
DEKKERS Jacky	NL	41	87	0.471	2	3	2	2					
SETZ Ludwig	DE	33	102	0.323	0	5	3	3					



# EL GOUNA HURGHADA WORLD CUP

## 11th till 17th December 2016 -- El Gouna / Hurghada (EG)

### Pre-Pre-Pre-Qual Groups JKL







Group	Match players	T-car	T-Inn		T-car	T-Inn	Av	MP	1st HR	2nd HR		
<b>J</b>	ESSEN John	28	45		28	45	0.622	0	6	5		
	METAXAS Antonis	30	45		30	45	0.666	2	5	4		
	INAL Ismail	17	23		17	23	0.739	0	5	4		
	ESSEN John	30	23		30	23	1.304	2	7	6		
	INAL Ismail	30	36		30	36	0.833	2	4	3		
	METAXAS Antonis	24	36		24	36	0.666	0	3	3		
<b>Players</b>		<b>Nat</b>	<b>T-Car</b>	<b>T-Inn</b>	<b>Gen-Av</b>	<b>MP</b>	<b>1st HR</b>	<b>2nd HR</b>	<b>Place</b>			
	INAL Ismail	DE	47	59	0.796	2	5	4	2			
	ESSEN John	NL	58	68	0.852	2	7	6	1			
	METAXAS Antonis	GR	54	81	0.666	2	5	4	3			
<b>Group</b>		<b>Match players</b>	<b>T-car</b>	<b>T-Inn</b>			<b>T-car</b>	<b>T-Inn</b>	<b>Av</b>	<b>MP</b>	<b>1st HR</b>	<b>2nd HR</b>
<b>K</b>	HATEM Ahmed	30	19		30	19	1.578	2	4	4		
	POVES Perez Javier	14	19		14	19	0.736	0	6	2		
	VAN DEN BERGH Patrick	22	48		22	48	0.458	0	3	2		
	POVES Perez Javier	30	48		30	48	0.625	2	4	3		
	VAN DEN BERGH Patrick	20	41		20	41	0.487	0	3	2		
	HATEM Ahmed	30	41		30	41	0.731	2	5	4		
<b>Players</b>		<b>Nat</b>	<b>T-Car</b>	<b>T-Inn</b>	<b>Gen-Av</b>	<b>MP</b>	<b>1st HR</b>	<b>2nd HR</b>	<b>Place</b>			
	VAN DEN BERGH Patrick	BE	42	89	0.471	0	3	3	3			
	HATEM Ahmed	EG	60	60	1.000	4	5	4	1			
	POVES Perez Javier	ES	44	67	0.656	2	6	4	2			
<b>Gr</b>		<b>Match players</b>	<b>T-car</b>	<b>T-Inn</b>			<b>T-car</b>	<b>T-Inn</b>	<b>Av</b>	<b>MP</b>	<b>1st HR</b>	<b>2nd HR</b>
<b>L</b>	HAUER Franz	14	36		14	36	0.388	0	3	2		
	HAN Jiseung	30	36		30	36	0.833	2	4	3		
	CLAUS PASCAL	30	42		30	42	0.714	2	4	3		
	HAUER Franz	11	42		11	42	0.261	0	3	1		
	CLAUS PASCAL	22	33		22	33	0.666	0	4	3		
	HAN Jiseung	30	33		30	33	0.909	2	3	3		
<b>Players</b>		<b>Nat</b>	<b>T-Car</b>	<b>T-Inn</b>	<b>Gen-Av</b>	<b>MP</b>	<b>1st HR</b>	<b>2nd HR</b>	<b>Place</b>			
	CLAUS PASCAL	BE	52	75	0.693	2	4	4	2			
	HAUER Franz	DE	25	78	0.320	0	3	3	3			
	HAN Jiseung	KR	60	69	0.869	4	4	3	1			



# EL GOUNA HURGHADA WORLD CUP

## 11th till 17th December 2016 -- El Gouna / Hurghada (EG)

### Pre-Pre-Pre-Qual Groups MNO

Group	Match players	T-car	T-Inn		T-car	T-Inn	Av	MP	1st HR	2nd HR	
M	VAN WIJK Wilco	30	38		30	38	0.789	2	3	3	
	DE KOK Willem	20	38		20	38	0.526	0	5	3	
	SUDAR Frank	30	52		30	52	0.576	2	3	2	
	DE KOK Willem	23	52		23	52	0.442	0	8	5	
	SUDAR Frank	29	42		29	42	0.690	0	4	3	
	VAN WIJK Wilco	30	42		30	42	0.714	2	5	3	
Players	Nat	T-Car	T-Inn	Gen-Av	MP	1st HR	2nd HR	Place			
VAN WIJK Wilco	NL	60	80	0.750	4	5	3	1			
DE KOK Willem	NL	43	90	0.477	0	8	5	3			
SUDAR Frank	DE	59	94	0.627	2	4	3	2			
Group	Match players	T-car	T-Inn		T-car	T-Inn	Av	MP	1st HR	2nd HR	
N	CORNIL Pascal	29	50		29	50	0.580	0	3	3	
	KABAK Gürhan	30	50		30	50	0.600	2	5	2	
	KIM MIN A	16	33		16	33	0.484	0	4	2	
	CORNIL Pascal	30	33		30	33	0.909	2	5	4	
	KIM MIN A	20	44		20	44	0.454	0	4	2	
	KABAK Gürhan	30	44		30	44	0.681	2	3	3	
Players	Nat	T-Car	T-Inn	Gen-Av	MP	1st HR	2nd HR	Place			
KIM MIN A	KR	36	77	0.467	0	4	4	3			
CORNIL Pascal	BE	59	83	0.710	2	5	4	2			
KABAK Gürhan	DE	60	94	0.638	4	5	3	1			
Group	Match players	T-car	T-Inn		T-car	T-Inn	Av	MP	1st HR	2nd HR	
O	SABRY Mohamed	26	45		26	45	0.577	0	4	3	
	DE KRUIJF Jordy	30	45		30	45	0.666	2	3	3	
	KARAVVAS Kiriakos	14	44		14	44	0.318	0	5	2	
	SABRY Mohamed	30	44		30	44	0.681	2	3	3	
	KARAVVAS Kiriakos	10	39		10	39	0.256	0	3	2	
	DE KRUIJF Jordy	30	39		30	39	0.769	2	6	3	
Players	Nat	T-Car	T-Inn	Gen-Av	MP	1st HR	2nd HR	Place			
KARAVVAS Kiriakos	GR	24	83	0.289	0	5	3	3			
SABRY Mohamed	EG	56	89	0.629	2	4	3	2			
DE KRUIJF Jordy	NL	60	84	0.714	4	6	3	1			




Molinari CHLK

# EL GOUNA HURGHADA WORLD CUP

## 11th till 17th December 2016 -- El Gouna / Hurghada (EG)

### Pre-Pre-Pre-Qual Groups PQR

Group	Match players	T-car	T-Inn					T-car	T-Inn	Av	MP	1st HR	2nd HR
<b>P</b>	ABDEL-RAHIM Mohamed	9	19					9	19	0.473	0	1	1
	CHRISTIANI Dave	30	19	30	19	1.578	2	12	5				
	GARONNAT Daniel	30	64	30	64	0.468	2	4	3				
	ABDEL-RAHIM Mohamed	26	64	26	64	0.406	0	3	3				
	GARONNAT Daniel	6	20	6	20	0.300	0	3	1				
	CHRISTIANI Dave	30	20	30	20	1.500	2	7	7				
Players	Nat	T-Car	T-Inn	Gen-Av	MP	1st HR	2nd HR	Place					
GARONNAT Daniel	FR	36	84	0.428	2	4	3	2					
ABDEL-RAHIM Mohamed	EG	35	83	0.421	0	3	3	3					
CHRISTIANI Dave	NL	60	39	1.538	4	12	7	1					

