




PORTO WORLD CUP 8th till 14th Sep 2014 -- PORTO(PT)

0




Pre-Pre-Pre-Qual Groups ABC

Group	Match players	T-car	T-Inn					T-car	T-Inn	Av	MP	1st HR	2nd HR
A	MERCADER MARIO	30	30	 Union Mondiale de Billard				30	30	1.000	2	5	4
	MATA Esteve	18	30					18	30	0.600	0	7	5
	CHO Myung Woo	30	21					30	21	1.428	2	10	3
	MATA Esteve	26	21					26	21	1.238	0	6	4
	CHO Myung Woo	30	38					30	38	0.789	2	4	3
	MERCADER MARIO	23	38					23	38	0.605	0	4	2
Players	Nat	T-Car	T-Inn	Gen-Av	MP	1st HR	2nd HR	Place					
CHO Myung Woo	KR	60	59	1.016	4	10	4	1					
MERCADER MARIO	ES	53	68	0.779	2	5	4	2					
MATA Esteve	ES	44	51	0.862	0	7	6	3					
Group	Match players	T-car	T-Inn					T-car	T-Inn	Av	MP	1st HR	2nd HR
B	PEÑA DANIEL	30	63	 Union Mondiale de Billard				30	63	0.476	2	3	3
	VINK Robert	28	63					28	63	0.444	0	2	2
	VOLBRACHT Andreas	30	43					30	43	0.697	2	4	3
	VINK Robert	14	43					14	43	0.325	0	2	2
	VOLBRACHT Andreas	19	44					19	44	0.431	0	3	2
	PEÑA DANIEL	30	44					30	44	0.681	2	4	3
Players	Nat	T-car	T-Inn	Gen-Av	MP	1st HR	2nd HR	Place					
VOLBRACHT Andreas	DE	49	87	0.563	2	4	3	2					
PEÑA DANIEL	ES	60	107	0.560	4	4	3	1					
VINK Robert	NL	42	106	0.396	0	2	2	3					
Group	Match players	T-car	T-Inn					T-car	T-Inn	Av	MP	1st HR	2nd HR
C	MELIDIS Michalis	30	62	 Union Mondiale de Billard				30	62	0.483	2	3	3
	BACINELLI Andrea	21	62					21	62	0.338	0	4	2
	VAN DEN BERGH Patrick	30	85					30	85	0.352	2	3	2
	BACINELLI Andrea	25	85					25	85	0.294	0	3	3
	VAN DEN BERGH Patrick	30	60					30	60	0.500	2	4	3
	MELIDIS Michalis	25	60					25	60	0.416	0	3	2
Players	Nat	T-Car	T-Inn	Gen-Av	MP	1st HR	2nd HR	Place					
VAN DEN BERGH Patrick	BE	60	145	0.413	4	4	3	1					
MELIDIS Michalis	GR	55	122	0.450	2	3	3	2					
BACINELLI Andrea	IT	46	147	0.312	0	4	3	3					



PORTO WORLD CUP 8th till 14th Sep 2014 -- PORTO(PT)




Pre-Pre-Pre-Qual Groups DEF

Group	Match players	T-car	T-Inn					T-car	T-Inn	Av	MP	1st HR	2nd HR
D	GRIGORIADIS Stathis	16	39	 Union Mondiale de Billard				16	39	0.410	0	3	2
	MALACRITA Stefano	30	39					30	39	0.769	2	5	4
	OZFIDAN Ozkan	30	36					30	36	0.833	2	6	4
	GRIGORIADIS Stathis	14	36					14	36	0.388	0	2	2
	OZFIDAN Ozkan	30	25					30	25	1.200	2	5	4
	MALACRITA Stefano	12	25					12	25	0.480	0	4	3
Players	Nat	T-Car	T-Inn	Gen-Av	MP	1st HR	2nd HR	Place					
OZFIDAN Ozkan	TR	60	61	0.983	4	6	5	1					
GRIGORIADIS Stathis	GR	30	75	0.400	0	3	2	3					
MALACRITA Stefano	IT	42	64	0.656	2	5	4	2					
Group	Match players	T-car	T-Inn					T-car	T-Inn	Av	MP	1st HR	2nd HR
E	PAPAGEORGIU George	30	35	 Union Mondiale de Billard				30	35	0.857	2	4	4
	GIULIO di graci	9	35					9	35	0.257	0	2	2
	NGUYEN Duc Anh Chien	30	32					30	32	0.937	2	5	4
	GIULIO di graci	9	32					9	32	0.281	0	1	1
	NGUYEN Duc Anh Chien	30	25					30	25	1.200	2	4	4
	PAPAGEORGIU George	18	25					18	25	0.720	0	4	2
Players	Nat	T-Car	T-Inn	Gen-Av	MP	1st HR	2nd HR	Place					
NGUYEN Duc Anh Chien	VN	60	57	1.052	4	5	4	1					
PAPAGEORGIU George	GR	48	60	0.800	2	4	4	2					
GIULIO di graci	IT	18	67	0.268	0	2	2	3					
Group	Match players	T-car	T-Inn					T-car	T-Inn	Av	MP	1st HR	2nd HR
F	MONTES Antonio	30	21	 Union Mondiale de Billard				30	21	1.428	2	7	4
	GUIRAO Orenes Jose Diego	18	21					18	21	0.857	0	5	3
	GROOT Raymon	22	25					22	25	0.880	0	4	3
	GUIRAO Orenes Jose Diego	30	25					30	25	1.200	2	7	4
	GROOT Raymon	20	19					20	19	1.052	0	3	3
	MONTES Antonio	30	19					30	19	1.578	2	5	4
Players	Nat	T-Car	T-Inn	Gen-Av	MP	1st HR	2nd HR	Place					
MONTES Antonio	ES	60	40	1.500	4	7	5	1					
GROOT Raymon	NL	42	44	0.954	0	4	3	3					
GUIRAO Orenes Jose Diego	ES	48	46	1.043	2	7	5	2					



PORTO WORLD CUP 8th till 14th Sep 2014 -- PORTO(PT)




Pre-Pre-Pre-Qual Groups GHI

Group	Match players	T-car	T-Inn					T-car	T-Inn	Av	MP	1st HR	2nd HR
G	ANNEVELDT Jim	30	25	 Union Mondiale de Billard				30	25	1.200	2	5	3
	CEVIKBAS Murat	8	25					8	25	0.320	0	5	1
	LELIEVRE Vincent	30	33					30	33	0.909	2	6	6
	CEVIKBAS Murat	17	33					17	33	0.515	0	5	3
	LELIEVRE Vincent	29	33					29	33	0.878	0	5	3
	ANNEVELDT Jim	30	33					30	33	0.909	2	4	4
Players	Nat	T-Car	T-Inn	Gen-Av	MP	1st HR	2nd HR	Place					
LELIEVRE Vincent	FR	59	66	0.893	2	6	6	2					
ANNEVELDT Jim	NL	60	58	1.034	4	5	4	1					
CEVIKBAS Murat	TR	25	58	0.431	0	5	5	3					
Group	Match players	T-car	T-Inn					T-car	T-Inn	Av	MP	1st HR	2nd HR
H	CHO Hyung Jin	28	53	 Union Mondiale de Billard				28	53	0.528	0	4	4
	COSTA Hugo	30	53					30	53	0.566	2	3	3
	MICHAEL Toudahl	30	39					30	39	0.769	1	5	3
	CHO Hyung Jin	30	39					30	39	0.769	1	5	4
	MICHAEL Toudahl	30	28					30	28	1.071	2	7	4
	COSTA Hugo	14	28					14	28	0.500	0	2	2
Players	Nat	T-Car	T-Inn	Gen-Av	MP	1st HR	2nd HR	Place					
MICHAEL Toudahl	DK	60	67	0.895	3	7	5	1					
CHO Hyung Jin	KR	58	92	0.630	1	5	4	3					
COSTA Hugo	PT	44	81	0.543	2	3	3	2					
Group	Match players	T-car	T-Inn					T-car	T-Inn	Av	MP	1st HR	2nd HR
I	MALSERT PHILIPPE	30	62	 Union Mondiale de Billard				30	62	0.483	2	3	3
	ANDERSEN Christian	24	62					24	62	0.387	0	6	2
	GOMEZ SANCHEZ Alberto	30	23					30	23	1.304	2	6	5
	ANDERSEN Christian	21	23					21	23	0.913	0	10	2
	GOMEZ SANCHEZ Alberto	24	58					24	58	0.413	0	3	3
	MALSERT PHILIPPE	30	58					30	58	0.517	2	3	3
Players	Nat	T-Car	T-Inn	Gen-Av	MP	1st HR	2nd HR	Place					
GOMEZ SANCHEZ Alberto	ES	54	81	0.666	2	6	5	2					
MALSERT PHILIPPE	FR	60	120	0.500	4	3	3	1					
ANDERSEN Christian	DK	45	85	0.529	0	10	6	3					



PORTO WORLD CUP 8th till 14th Sep 2014 -- PORTO(PT)




Pre-Pre-Pre-Qual Groups JKL

Group	Match players	T-car	T-Inn					T-car	T-Inn	Av	MP	1st HR	2nd HR
J	MARTINICORENA Cesar	15	33					15	33	0.454	0	2	2
	CETINKAYA Emrah	30	33					30	33	0.909	2	6	4
	SPRUZINA Frank	15	49					15	49	0.306	0	3	2
	MARTINICORENA Cesar	30	49					30	49	0.612	2	5	3
	SPRUZINA Frank	6	29					6	29	0.206	0	3	1
	CETINKAYA Emrah	30	29					30	29	1.034	2	5	3
Players	Nat	T-Car	T-Inn	Gen-Av	MP	1st HR	2nd HR	Place					
SPRUZINA Frank	DE	21	78	0.269	0	3	3	3					
MARTINICORENA Cesar	ES	45	82	0.548	2	5	3	2					
CETINKAYA Emrah	TR	60	62	0.967	4	6	5	1					
Group	Match players	T-car	T-Inn					T-car	T-Inn	Av	MP	1st HR	2nd HR
K	JOSE Torrisko Enrique	30	36					30	36	0.833	2	5	3
	BARAHONA VACAS Jesus	14	36					14	36	0.388	0	2	2
	GUMUS Baris	21	63					21	63	0.333	0	2	2
	BARAHONA VACAS Jesus	30	63					30	63	0.476	2	5	3
	GUMUS Baris	20	45					20	45	0.444	0	3	2
	JOSE Torrisko Enrique	30	45					30	45	0.666	2	4	3
Players	Nat	T-Car	T-Inn	Gen-Av	MP	1st HR	2nd HR	Place					
GUMUS Baris	TR	41	108	0.379	0	3	2	3					
JOSE Torrisko Enrique	ES	60	81	0.740	4	5	4	1					
BARAHONA VACAS Jesus	ES	44	99	0.444	2	5	3	2					
Gr	Match players	T-car	T-Inn					T-car	T-Inn	Av	MP	1st HR	2nd HR
L	COSTA Jorge	25	37					25	37	0.675	0	6	3
	ANDRADE Paulo	30	37					30	37	0.810	2	7	5
	RÖTTER Jürgen	27	66					27	66	0.409	0	4	2
	COSTA Jorge	30	66					30	66	0.454	2	2	2
	RÖTTER Jürgen	20	36					20	36	0.555	0	4	3
	ANDRADE Paulo	30	36					30	36	0.833	2	5	3
Players	Nat	T-Car	T-Inn	Gen-Av	MP	1st HR	2nd HR	Place					
COSTA Jorge	PT	55	103	0.533	2	6	3	2					
RÖTTER Jürgen	DE	47	102	0.460	0	4	4	3					
ANDRADE Paulo	PT	60	73	0.821	4	7	5	1					



PORTO WORLD CUP 8th till 14th Sep 2014 -- PORTO(PT)


Pre-Pre-Pre-Qual Groups MNO

Group	Match players	T-car	T-Inn					T-car	T-Inn	Av	MP	1st HR	2nd HR
M	PINTO Ricardo	19	46	 Union Mondiale de Billard				19	46	0.413	0	3	2
	SILVA João	30	46					30	46	0.652	2	8	3
	CUNHA Fernando	29	38					29	38	0.763	0	6	4
	PINTO Ricardo	30	38					30	38	0.789	2	3	2
	CUNHA Fernando	23	30					23	30	0.766	0	4	3
	SILVA João	30	30					30	30	1.000	2	6	3
Players	Nat	T-Car	T-Inn	Gen-Av	MP	1st HR	2nd HR	Place					
CUNHA Fernando	PT	52	68	0.764	0	6	4	3					
PINTO Ricardo	PT	49	84	0.583	2	3	3	2					
SILVA João	PT	60	76	0.789	4	8	6	1					
Group	Match players	T-car	T-Inn					T-car	T-Inn	Av	MP	1st HR	2nd HR
N	SOARES Jose Miguel	25	45	 Union Mondiale de Billard				25	45	0.555	0	5	3
	FIGUEIREDO Artur	30	45					30	45	0.666	2	6	4
	KANG In-Won	30	20					30	20	1.500	2	7	3
	SOARES Jose Miguel	5	20					5	20	0.250	0	1	1
	KANG In-Won	30	24					30	24	1.250	2	6	3
	FIGUEIREDO Artur	26	24					26	24	1.083	0	5	3
Players	Nat	T-Car	T-Inn	Gen-Av	MP	1st HR	2nd HR	Place					
KANG In-Won	KR	60	44	1.363	4	7	6	1					
SOARES Jose Miguel	PT	30	65	0.461	0	5	3	3					
FIGUEIREDO Artur	PT	56	69	0.811	2	6	5	2					
Group	Match players	T-car	T-Inn					T-car	T-Inn	Av	MP	1st HR	2nd HR
O	TOMÁS Fernando	13	25	 Union Mondiale de Billard				13	25	0.520	0	2	2
	SILVA Fernando Manuel	30	25					30	25	1.200	2	6	6
	PAIS Pedro	30	26					30	26	1.153	2	12	4
	TOMÁS Fernando	15	26					15	26	0.576	0	4	3
	PAIS Pedro	30	37					30	37	0.810	2	8	5
	SILVA Fernando Manuel	21	37					21	37	0.567	0	4	3
Players	Nat	T-Car	T-Inn	Gen-Av	MP	1st HR	2nd HR	Place					
PAIS Pedro	PT	60	63	0.952	4	12	8	1					
TOMÁS Fernando	PT	28	51	0.549	0	4	3	3					
SILVA Fernando Manuel	PT	51	62	0.822	2	6	6	2					



PORTO WORLD CUP 8th till 14th Sep 2014 -- PORTO(PT)

Pre-Pre-Pre-Qual Groups PQR

Group	Match players	T-car	T-Inn					T-car	T-Inn	Av	MP	1st HR	2nd HR
P	GARCIA-CALVO Julian Angel	30	49					30	49	0.612	2	4	3
	SAEZ RODRIGUEZ Matias	21	49					21	49	0.428	0	4	3
	GOMES João	30	36					30	36	0.833	2	4	4
	SAEZ RODRIGUEZ Matias	8	36					8	36	0.222	0	1	1
	GOMES João	30	43					30	43	0.697	2	4	4
	GARCIA-CALVO Julian Angel	26	43					26	43	0.604	0	4	3
Players	Nat	T-Car	T-Inn	Gen-Av	MP	1st HR	2nd HR	Place					
GARCIA-CALVO Julian Angel	ES	56	92	0.608	2	4	4	2					
SAEZ RODRIGUEZ Matias	ES	29	85	0.341	0	4	3	3					
GOMES João	PT	60	79	0.759	4	4	4	1					